

ADUROS
ERIA[®]

USER MANUAL
DIMMABLE WARM
WHITE CANDLE



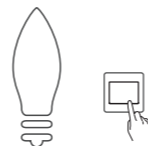
Easily control via your smartphone/tablet, or via Voice Assistants with Amazon Alexa or Google Assistant. Simply use with AduroSmart ERIA hub, or other 3rd party ZigBee compatible gateway.

Maximum signal strength: 10 dBm



www.adurosmart.com_manuals_bulb

1. Unpack your bulb and screw it into your light fitting and turn on the light.



Connect with the ERIA hub

2A. Download the Adurosmart App from the Apple App Store or from Google Play or go to <http://adurosmart.com/adurosmart-app/>

Android

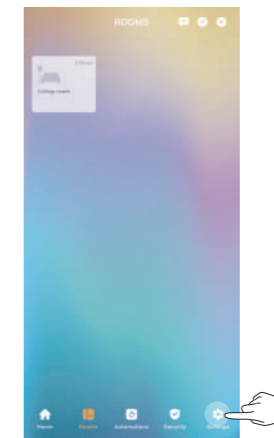


IOS



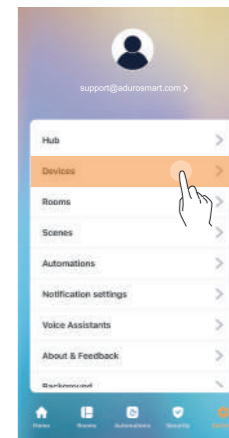
2B. If you have a **third party ZigBee compatible hub** then proceed to step 10.

3. Open the AduroSmart ERIA APP. (For latest version, please check its online user manual.)

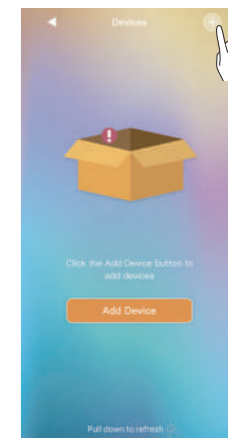


4. On the bottom right corner press on "Settings".

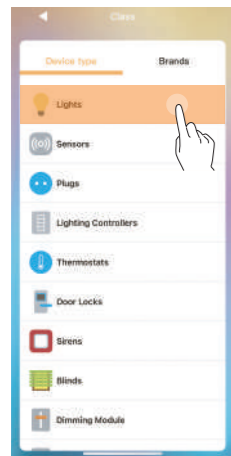
5. Select "Devices".




6. On the top right corner press on the "+" symbol then press on "Add device".



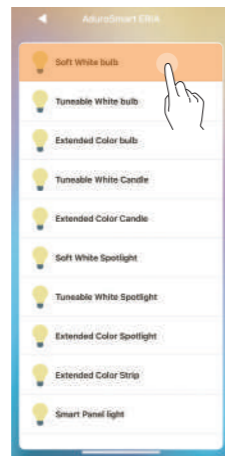
7. Select the device type.




8. Press on "Brands" and then select "AduroSmart ERIA".



9. Press on "Dimmable Warm White Bulb"



10A. Switch the power to the light ON & OFF 5 times to initiate the pairing mode, the bulb will flash once indicating that it has entered pairing mode. The pairing mode will last **60 seconds**.



5x ON and OFF

10B. If you have a **third party hub**, then this is the moment to **initiate the search from your Smart Home hub app**.

11. Proceed by pressing on "Search" to allow the ERIA hub to find the bulb, the LED indicator on the bulb will **flash green** this indicates that the hub is searching for devices.



12. When the bulb has been found and paired successfully it will flash once and it will show up in your search results, press on "Done" to complete the process.



NEED HELP? CALL US

For troubleshoots, instruction video's or more information please visit us at www.adurosmart.com/faq

Chat with one of our support agents at www.adurosmart.com

The Netherlands: +31 523687532
support@adurosmart.eu